

# Basic Solvent Cementing



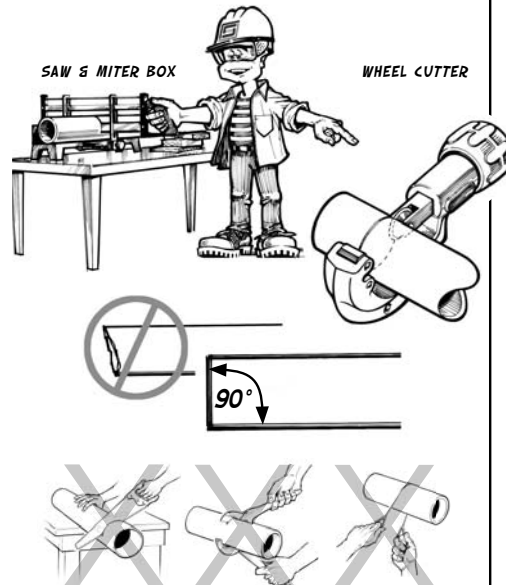
## 1 ASSEMBLE MATERIALS NEEDED.



✓ CHECK PRIMER & CEMENT EXPIRATION DATES.

EXPOSE PARTS TO THE OPEN AIR FOR AN HOUR IN ORDER TO ACCLIMATE THEM TO THE LOCAL WEATHER CONDITIONS. PROVIDE PROTECTION FROM EXCESSIVELY HOT OR EXTREMELY COLD ENVIRONMENTS.

## 2 CUT PIPE SQUARE.



ALWAYS USE THE PROPER TOOLS FOR CUTTING PVC PIPE, SUCH AS A SAW & MITER BOX, WHEEL CUTTER OR A PIPE CUTTER. THESE TOOLS INSURE A SQUARE (90°) CUT.

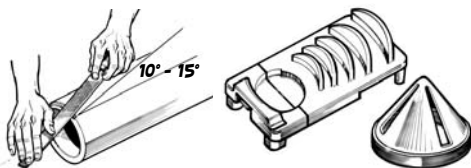
## 3 REMOVE BURRS AND BEVEL OUTSIDE RIM.



CAREFULLY BEVEL PIPE WITH FILE.

OR:

USE DEBURRING AND BEVELING TOOLS.



DE-BURR WITH A KNIFE OR DE-BURRING TOOL AND BEVEL EDGES TO 10°- 15° SO THE PIPE WILL FIT SNUGLY INTO SOCKET.

## 4 CLEAN PIPE AND FITTINGS.



WIPE OFF ALL JOINING SURFACES WITH A CLEAN, DRY RAG.

DUST, DIRT, GREASE (EVEN FINGERPRINTS) AND MOISTURE CAN INTERFERE WITH THE PENETRATION AND BONDING PROPERTIES OF PRIMER AND SOLVENT CEMENT.

# Basic Solvent Cementing

**5 CHECK DRY FIT.**

Full Interference Fit  
 Net Fit  
 Rough End-Cut  
 Loose Fit

**6 USE THE CORRECT APPLICATOR SIZE FOR THE JOB.**

USE AN APPLICATOR AT LEAST 1/2 THE SIZE OF PIPE.

**7 APPLY PRIMER\*  
 FITTING → PIPE → FITTING**

WORK INTO SURFACE TO SOFTEN.

✓ CHECK PENETRATION.

WITHOUT SOFTENING, MOST SOLVENT CEMENTS WILL NOT BOND PROPERLY. USE 2 TO 3 THICK COATS.

\* SOME CEMENTS ARE "ONE-STEP" AND REQUIRE NO PRIMER. THIS TYPE OF CEMENT IS USED WITH SOME CPVC, ABS AND STYRENE PLASTICS.

**8 APPLY SOLVENT CEMENT  
 (PIPE → FITTING → PIPE)  
 WHILE THE PRIMER IS STILL WET AND...**

SOLVENT CEMENT

WET PRIMER

...WORK CEMENT ONTO PIPE USING A CIRCULAR MOTION. FOLLOW WITH A THIN COAT IN THE FITTING, REPEAT. KEEP APPLICATOR IN CAN WHEN NOT IN USE.

# Basic Solvent Cementing



**9** ...**WORK QUICKLY!**

**WET PRIMER**

**CEMENT**

**DON'T LET CEMENT PUDDLE INSIDE FITTINGS OR RUN DOWN INSIDE THE PIPE.**

USE OF THE PROPER APPLICATOR WILL SPEED UP YOUR WORK AND HELP LAY DOWN A GENEROUS AND EVEN COAT OF SOLVENT PRIMER AND CEMENT.

**10** **ASSEMBLE IMMEDIATELY - SOLVENTS QUICKLY EVAPORATE.**

ADDITIONAL HOLDING OR RESTRAINT OF PIPE MAY BE REQUIRED ON LARGER SIZES.

**11** ...**WHILE CEMENT IS STILL WET, PUSH AND TWIST (1/4 TURN) SOCKET ON TO PIPE UNTIL IT BOTTOMS OUT.**

**HOLD PARTS TOGETHER FOR ABOUT 30 SECONDS TO AVOID PUSH-OUT.**

**DON'T LET GO! KEEP PRESSURE ON PIPE AND FITTING UNTIL CEMENT SETS. SEE RECOMMENDED SET SCHEDULES.**

**12** **REMOVE EXCESS CEMENT. (USE DISPOSABLE MATERIAL)**

**IF LEFT ON EXPOSED PIPE, THE SOFTENING EFFECT OF EXCESS SOLVENT COULD PERMANENTLY DISTORT OR WEAKEN PIPE.**




# Basic Solvent Cementing

## 13 FLUSH ENTRAPPED SOLVENT CEMENT VAPORS.

SOLVENTS EVAPORATE THROUGH THE SYSTEM AND WALLS, SOFTENING BOTH PIPE AND FITTINGS. SOME SOFTENING WILL REMAIN UNTIL SOLVENTS HAVE FULLY EVAPORATED.

**FILL WITH WATER AND THOROUGHLY FLUSH BEFORE CAPPING OFF OR CLOSING.**



**AVOID PRESSURIZATION OF SYSTEM UNTIL ADEQUATELY CURED. IF THERE IS A STRONG SMELL OF SOLVENTS IN THE PIPING, VAPORS ARE BEING GENERATED.**

## 14 DO NOT DISTURB FOR INITIAL SET BEFORE HANDLING, THEN WAIT FOR FULL CURE...



**REMEMBER...**  
JOINT SIZE, EXTREME TEMPERATURE (HOT OR COLD) AND HUMIDITY ALL HAVE AN EFFECT ON SOLVENT CEMENT CURE TIMES.

**SEE RECOMMENDED SET & CURE TIMES.**



### SPEARS® MANUFACTURING COMPANY • CORPORATE OFFICE

15853 Olden St., Sylmar, CA 91342 • PO Box 9203, Sylmar, CA 91392

(818) 364-1611 • www.spearsmfg.com



#### PACIFIC SOUTHWEST

15860 Olden St.  
Sylmar (Los Angeles), CA 91342  
(818) 364-1611 • (800) 862-1499  
Fax (818) 367-3014

#### NORTHWEST

4103 C St. NE Suite 200  
Auburn (Seattle), WA 98002  
(253) 939-4433 • (800) 347-7327  
Fax (253) 939-7557

#### ROCKY MOUNTAIN

4880 Florence St.  
Denver, CO 80238  
(303) 371-9430 • (800) 777-4154  
Fax (303) 375-9546

#### SOUTH CENTRAL

1000 Lakeside Parkway  
Flower Mound, TX 75028  
(469) 528-3000 • (800) 441-1437  
Fax (469) 528-3001

#### UTAH

5395 West 1520 South  
Salt Lake City, UT 84104  
(303) 371-9430 • (800) 777-4154  
Fax (303) 375-9546

#### NORTHEAST

590 Industrial Dr., Suite 100  
Lewisberry (Harrisburg), PA 17339-9532  
(717) 938-8844 • (800) 233-0275  
Fax (717) 938-6547

#### SOUTHEAST

4205 Newpoint Pl., Suite 100  
Lawrenceville (Atlanta), GA 30043  
(678) 985-1263 • (800) 662-6326  
Fax (678) 985-5642

#### FLORIDA

9563 Parksouth Court  
Orlando, FL 32837  
(407) 843-1960 • (800) 327-6390  
Fax (407) 425-3563

#### MIDWEST

1 Gateway Ct., Suite A  
Bolingbrook (Chicago), IL 60440  
(630) 759-7529 • (800) 662-6330  
Fax (630) 759-7515

#### INTERNATIONAL SALES

15853 Olden St.  
Sylmar (Los Angeles), CA 91342  
(818) 364-1611 • Fax (818) 898-3774